


ULTRA-LITE shutters

Manual Lock Terminology and Production Layouts

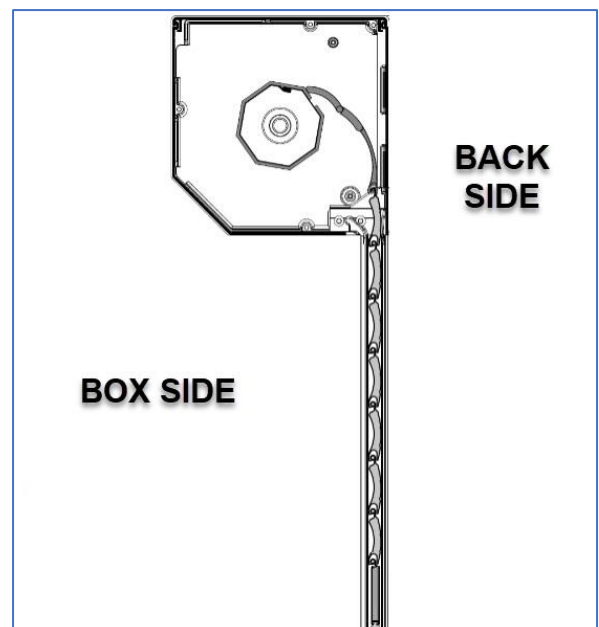
1. Operating Side or Private Side **VS.** Secured Side or Public Side

- Operating Side / Private Side = The side of the opening that is restricted to staff or the home.
- Secured Side / Public Side = The side of the opening where the general public is located.

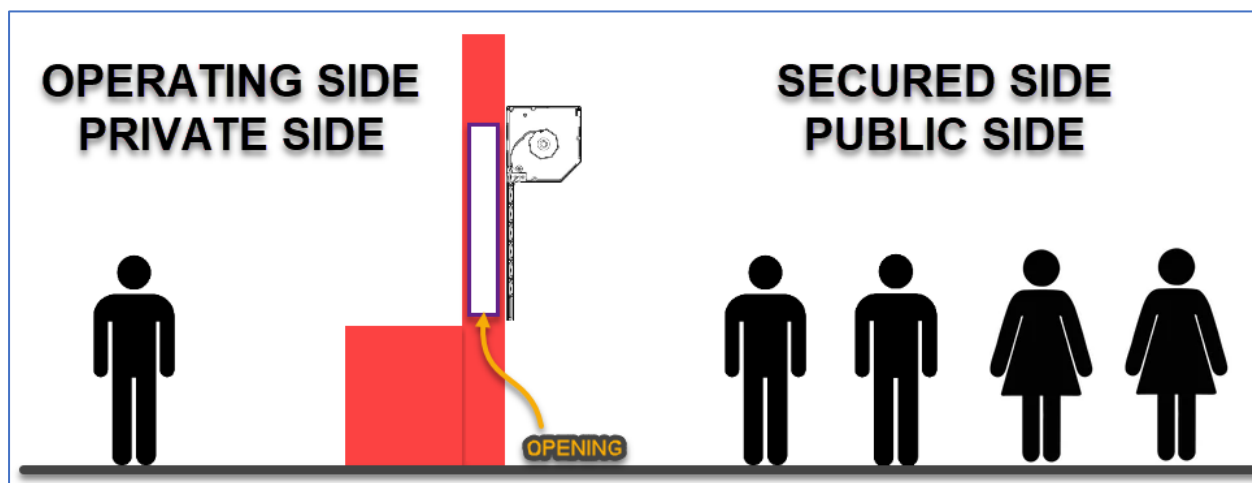


2. Box Side **VS.** Back Side

- Box Side = The side of the shutter where the box (hood) protrudes outward and the side that the curtain coils up on.
- Back Side = The side of the shutter that is flat with no protrusions.

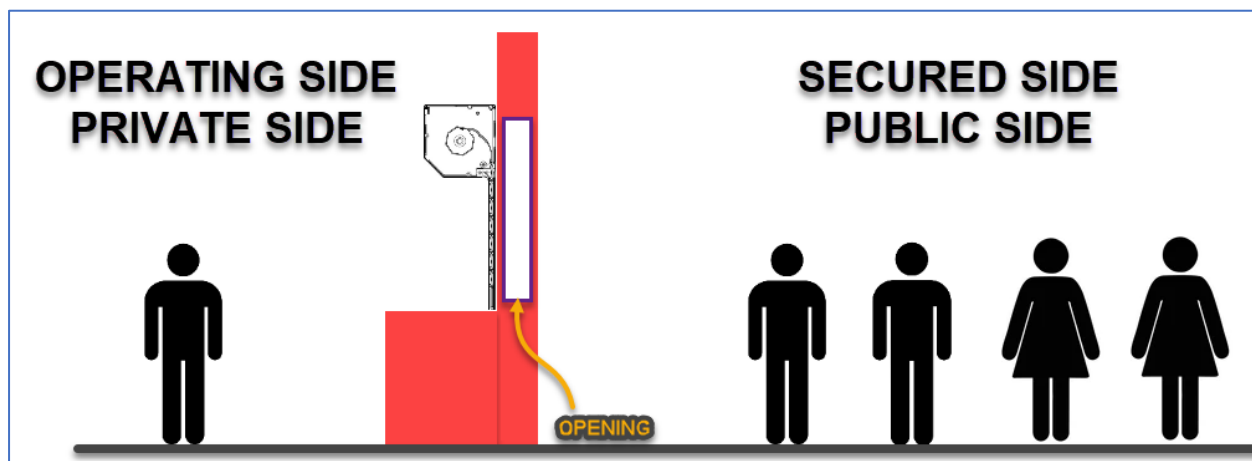


Application Descriptions and Installation Overview



The image above has the following application description.

- Exterior Mount: This shutter is mounted on the exterior of the opening.
- Box Side Secured: You want to secure the Box Side from the Public.
- Back Side Operating & Mounting: The lock will be mounted and operated from the Back Side.



The image above has the following application description.

- Interior Mount: This shutter is mounted on the interior of the opening.
- Back Side Secured: You want to secure the Back Side from the Public.
- Box Side Operating & Mounting: The lock will be mounted and operated from the Box Side.